



3TIP Microcatheter



Komichi

Designed for **Neurovascular treatment**

**Key
 concepts**

Sub marker

Sub marker enables easy identification of distal tip position and movement during coil embolization.

Shaft visibility

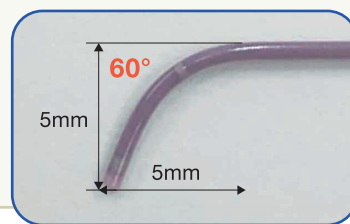
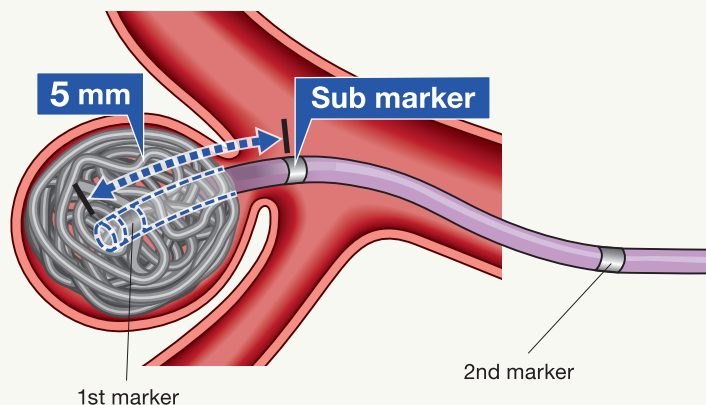
Tungsten braid ensures reliable visibility of the catheter shaft under fluoroscopy.

Shaping performance

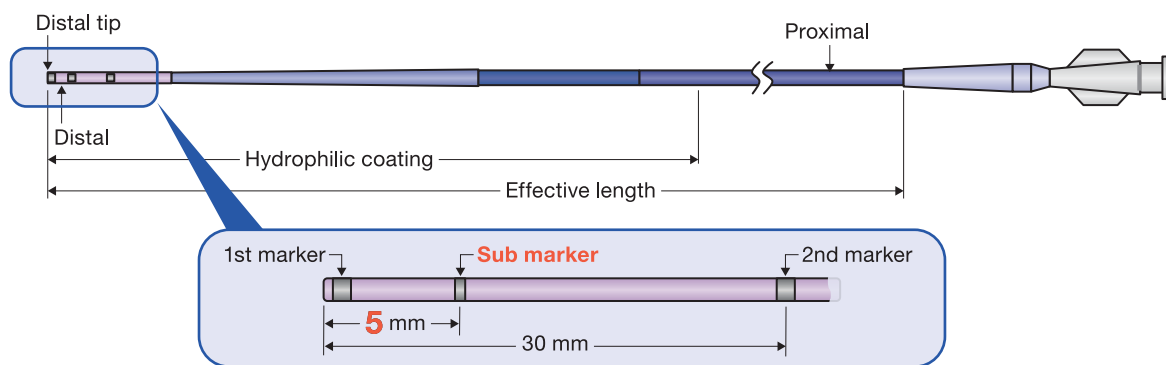
Good retention of the shaped tip form.

Effective length: 157cm

Enables access to peripheral vessels and use in distal lesions.



Komichi (3TIP/2TIP) – Straight & 60 ° Angled



Product No.	O.D.			I.D.	Max. GW	Effective length	Hydrophilic coating	DSV	Distal tip shape	Marker band
	Distal tip	Distal	Proximal							
HLKOMICHI3-ST	1.7 Fr	1.9 Fr (0.64 mm)	2.3 Fr (0.77 mm)	0.017 inch (0.43 mm)	0.014 inch (0.36 mm)	157 cm	100 cm	0.34 mL	Straight	3
HLKOMICHI3-60AG									60°AG	
HLKOMICHI2-ST									Straight	2
HLKOMICHI2-60AG									60°AG	

Included Accessories: Shaping mandrel, Inserter

Manufacturer :

HI-LEX CORPORATION

Hi-Lex Corporation

1-12-28 Sakaemachi, Takarazuka, Hyogo 665-0845, Japan

Medical Device: HL Microcatheter 3

Japanese Marketing Approval Number: 30400BZX00041000

EOG Sterilized, Disposable: Single use only

Please read the instructions for use prior to device application.

